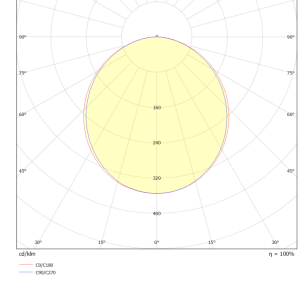
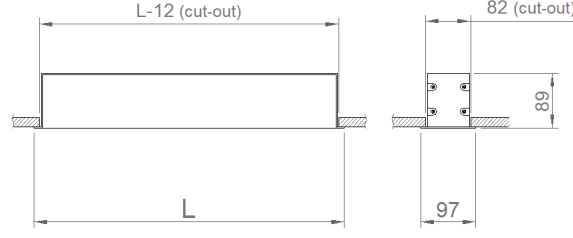
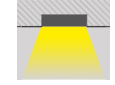


Waterline-100 IP65

Indoor Lighting - Linear Lighting, Recessed Lighting, Waterproof



TECHNICAL INFORMATION

Housing	Extruded Aluminum Profile
Side Cover	Aluminum Injection
Diffuser	High Light Transmittance Opal
Paint	Electrostatic Powder Paint
Dimensions(mm)	97(W) x 90(H)

OPTICAL SPECIFICATIONS

Optics	Symmetrical
Light Output Angle	110°
UGR Value	UGR ≤ 22
CRI	CRI ≥ 80
Color Bin Value	Mc Adams ≤ 3

ELECTRICAL

Power (W)	18-65W
Power Factor	>0.95
Light Source	SMD Mid Power LED
Cabling	Halojen-Free
Input Voltage	220-240V AC / 50-60 Hz
LED Driver	High Efficiency Constant Current Output
Ambient Temperature	-20°C / +50°C
LED Lifetime L80B50	>50.000 Saat

OPTIONAL

- DALI
- Tunable White
- CRI > 90
- Different RAL Color Options
- Class-II Protection Class
- AC-DC Supply(MBS)
- 1-10V DIM
- Emergency Lighting Unit
- 2700K ~ 6500K
- Plug-in Energy Input Connector
- PIR Sensor

ASSEMBLY

Installation Type Under Plaster

Order Code	W	Lm	CCT	CRI	WxHxL (mm)	Kg
02156.99.40.062	56	6200	4000	Ra>80	97x90x1725	4,1

