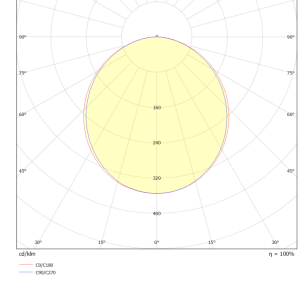
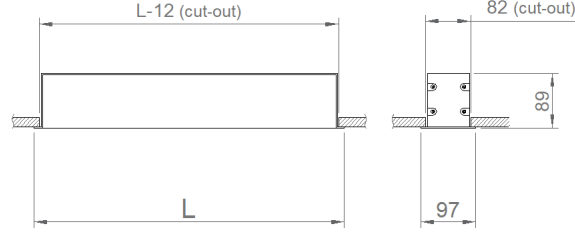
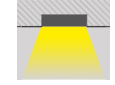


# Waterline-100 IP65

Indoor Lighting - Linear Lighting, Recessed Lighting, Waterproof



## TECHNICAL INFORMATION

<b>Housing</b>	Extruded Aluminum Profile
<b>Side Cover</b>	Aluminum Injection
<b>Diffuser</b>	High Light Transmittance Opal
<b>Paint</b>	Electrostatic Powder Paint
<b>Dimensions(mm)</b>	97(W) x 90(H)

## OPTICAL SPECIFICATIONS

<b>Optics</b>	Symmetrical
<b>Light Output Angle</b>	110°
<b>UGR Value</b>	UGR ≤ 22
<b>CRI</b>	CRI ≥ 80
<b>Color Bin Value</b>	Mc Adams ≤ 3

## ELECTRICAL

<b>Power (W)</b>	18-65W
<b>Power Factor</b>	>0.95
<b>Light Source</b>	SMD Mid Power LED
<b>Cabling</b>	Halojen-Free
<b>Input Voltage</b>	220-240V AC / 50-60 Hz
<b>LED Driver</b>	High Efficiency Constant Current Output
<b>Ambient Temperature</b>	-20°C / +50°C
<b>LED Lifetime L80B50</b>	>50.000 Saat

## OPTIONAL

- DALI
- Tunable White
- CRI > 90
- Different RAL Color Options
- Class-II Protection Class
- AC-DC Supply(MBS)
- 1-10V DIM
- Emergency Lighting Unit
- 2700K ~ 6500K
- Plug-in Energy Input Connector
- PIR Sensor

## ASSEMBLY

**Installation Type** Under Plaster

Order Code	W	Lm	CCT	CRI	WxHxL (mm)	Kg
02156.99.30.041	38	3900	3000	Ra>80	97x90x1165	2,9

