


Lightline - 058

Indoor Lighting - Pendant Lighting



Colour Options



TECHNICAL INFORMATION

| | |
|-----------------------|-----------------------------------|
| Housing | Extruded Aluminum Profile |
| Side Cover | Aluminum Injection |
| Diffuser | Highly Transmissive Opal Diffuser |
| Dimensions(mm) | 58(W) x 82(H) |
| Paint | Electrostatic Powder Paint |

OPTICAL SPECIFICATIONS

| | |
|---------------------------|--------------|
| Optics | Symmetrical |
| Light Output Angle | 120° |
| UGR Value | UGR ≤ 22 |
| CRI | CRI ≥ 80 |
| Color Bin Value | Mc Adams ≤ 3 |

ELECTRICAL

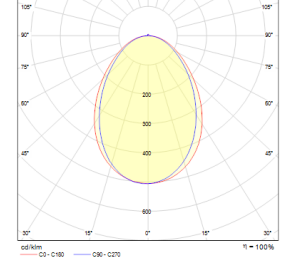
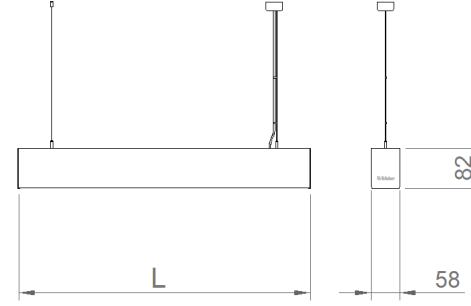
| | |
|----------------------------|---|
| Power (W) | 16-62W |
| Power Factor | >0.95 |
| Light Source | SMD Mid Power LED |
| Cabling | Halogen-Free |
| Input Voltage | 220-240V AC / 50-60 Hz |
| LED Driver | High Efficiency Constant Current Output |
| Ambient Temperature | -20°C / +50°C |
| LED Lifetime L80B50 | >50.000 Hour |

OPTIONAL

| | |
|-------------------------------|----------------------------------|
| - DALI | - 1-10V DIM |
| - Tunable White | - Emergency Lighting Unit |
| - CRI > 90 | - 2700K ~ 6500K |
| - Different RAL Color Options | - Plug-in Energy Input Connector |
| - Class-II Protection Class | - AC-DC Supply(MBS) |

ASSEMBLY

| | |
|---------------------------|------------------------------|
| Installation Type | Surface Mounted, Pendant |
| Mounting Apparatus | Height Adjustable Steel Wire |



| Order Code | W | Lm | CCT | CRI | L (mm) | Kg |
|-----------------|----|------|------|-------|--------|-----|
| 01180.57.40.033 | 31 | 2800 | 4000 | Ra>80 | 855 | 2,0 |

