

# Lightline - 049 D/E

## Direkt/Endirekt

Indoor Lighting - Pendant Lighting



### Colour Options



### TECHNICAL INFORMATION

<b>Housing</b>	Extruded Aluminum Profile
<b>Side Cover</b>	Aluminum Injection
<b>Diffuser</b>	Opal Diffuser with High Light Transmission
<b>Paint</b>	Electrostatic Powder Paint
<b>Dimensions(mm)</b>	48(W) x 90(H)

### OPTICAL SPECIFICATIONS

<b>Optics</b>	Direct - Indirect
<b>Light Output Angle</b>	120°
<b>UGR Value</b>	UGR ≤ 22
<b>CRI</b>	CRI ≥ 80
<b>Color Bin Value</b>	Mc Adams ≤ 3

### ELECTRICAL

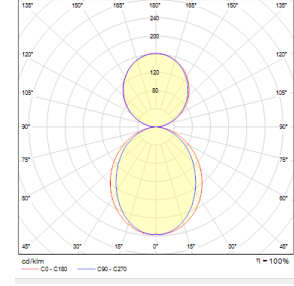
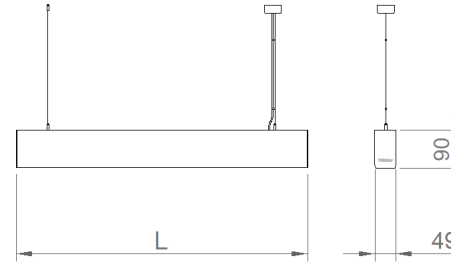
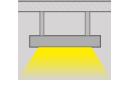
<b>Power (W)</b>	51W-78W
<b>Power Factor</b>	>0.95
<b>Light Source</b>	SMD Mid Power LED
<b>Cabling</b>	Halogen-Free
<b>Input Voltage</b>	220-240V AC / 50-60 Hz
<b>LED Driver</b>	High Efficiency Constant Current Output
<b>Ambient Temperature</b>	-20°C / +50°C
<b>LED Lifetime L80B50</b>	>50.000 Hour

### OPTIONAL

- DALI	- 1-10V DIM
- Tunable White	- Emergency Lighting Unit
- CRI > 90	- 2700K ~ 6500K
- Different RAL Color Options	- Plug-in Energy Input Connector
- Class-II Protection Class	- AC-DC Supply(MBS)

### ASSEMBLY

<b>Installation Type</b>	Pendant
<b>Mounting Apparatus</b>	Height Adjustable Steel Wire



Order Code	W	Lm	CCT	CRI	Direct	Indirect	L (mm)	Burnin g Patter n	Kg
01180.49.40.057	51	5750	4000	Ra>80	60%	40%	1135	Çift Kontrol	2,6
01180.49.40.057	51	5750	4000	Ra>80	60%	40%	1135	Tek Kontrol	2,6

