

Pivot - Ayarlanabilir Açı

Indoor Lighting - Spot Lighting



Colour Options



Ral 9016

TECHNICAL INFORMATION

| | |
|------------------|---------------------------------|
| Housing | Aluminum Injection |
| Frame | Aluminum Injection |
| Reflector | PC Zoom Adjustable Optical Lens |
| Paint | Anodizing |

OPTICAL SPECIFICATIONS

| | |
|---------------------------|--------------|
| Optics | Symmetrical |
| Light Output Angle | 17-60° |
| UGR Value | UGR ≤ 22 |
| CRI | CRI ≥ 80 |
| Color Bin Value | Mc Adams ≤ 3 |

ELECTRICAL

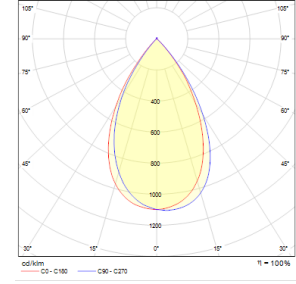
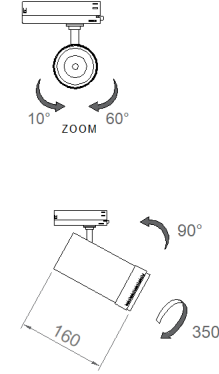
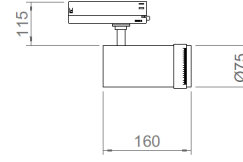
| | |
|----------------------------|--|
| Power (W) | 22W |
| Power Factor | >0.95 |
| Light Source | COB LED |
| Cabling | Halojen-Free |
| Input Voltage | 220-240V AC / 50-60 Hz |
| LED Driver | High Efficiency Constant Current Output Rail Drive |
| Ambient Temperature | -20°C / +50°C |
| LED Lifetime L80B50 | >50.000 Hour |

OPTIONAL

- DALI
- Tunable White
- CRI > 90
- 2700K ~ 6500K
- Different RAL Color Options

ASSEMBLY

Installation Type Ray Socket, Surface Mounted



| Order Code | W | Lm | Angle | CCT | CRI | ØxH (mm) | Kg |
|-----------------|----|------|----------|------|-------|------------|------|
| 05679.80.30.022 | 22 | 2200 | 17°/ 60° | 3000 | Ra>80 | Ø75x160x15 | 0,74 |
| 05679.80.40.023 | 22 | 2300 | 17°/ 60° | 4000 | Ra>80 | Ø75x160x15 | 0,74 |

