


Perla-K2

Indoor Lighting - Spot Lighting



Colour Options



Ral 9016



Ral 9006



Ral 9005

TECHNICAL INFORMATION

Housing	Metal Sheet
Frame	Aluminum Injection
Reflector	Metallized Surface Optics
Paint	Electrostatic Powder Paint

OPTICAL SPECIFICATIONS

Optics	Symmetrical
Light Output Angle	36°
UGR Value	UGR ≤ 22
CRI	CRI ≥ 80
Color Bin Value	Mc Adams ≤ 3

ELECTRICAL

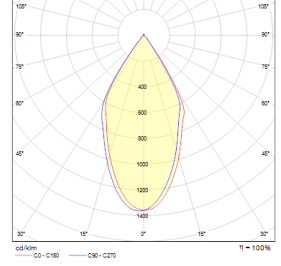
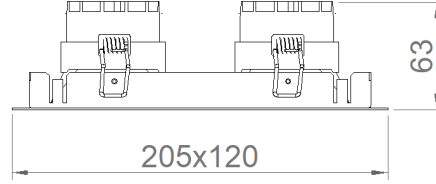
Power (W)	22W
Power Factor	>0.95
Light Source	COB LED
Cabling	Halojen-Free
Input Voltage	220-240V AC / 50-60 Hz
LED Driver	High Efficiency Constant Current Output
Ambient Temperature	-20°C / +50°C
LED Lifetime L80B50	>50.000 Hour

OPTIONAL

- DALI	- 1-10V DIM
- Tunable White	- Emergency Lighting Unit
- CRI > 90	- 2700K ~ 6500K
- Different RAL Color Options	- Plug-in Energy Input Connector
- Class-I Protection Class	- PIR Sensor
- AC-DC Supply(MBS)	

ASSEMBLY

Installation Type	Under Plaster
Mounting Apparatus	Steel Spring



Order Code	W	Lm	CCT	CRI	WxLxH (mm)	Cut-out dimensions (mm)
05481.11.30.020	2x11	2x930	3000	Ra>80	205x120x63	190x105
05481.11.40.021	2x11	2x990	4000	Ra>80	205x120x63	190x105

