

Scope

Outdoor Lighting - Projector



Colour Options



Ral 7016

TECHNICAL INFORMATION

Housing	Die-cast Aluminum Body
Optics	Acrylic Optical Lens for Projector/Tunnel Lighting
Glass	Tempered, Clear Glass Diffuser
Paint	Electrostatic Powder Paint

OPTICAL SPECIFICATIONS

Light Distribution	Symmetrical
Light Output Angle	50°-25°
UGR Value	UGR ≤ 25
CRI	CRI ≥ 70
Color Bin Value	Mc Adams ≤ 3

ELECTRICAL

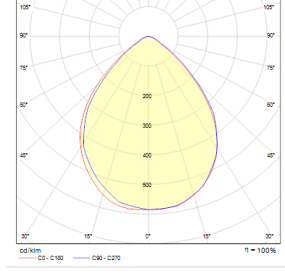
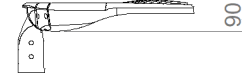
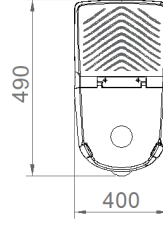
Power (W)	70-260W
Power Factor	>0.95
Light Source	SMD High Power LED
Cabling	Halogen-Free
Input Voltage	220-240V AC / 50-60 Hz
LED Driver	High Efficiency Constant Current Output
Ambient Temperature	-20°C / +50°C
LED Lifetime L80B50	>50.000 Hour

OPTIONAL

- DALI	- 1-10V DIM
- Tunable White	- Emergency Lighting Unit
- CRI > 90	- 2700K ~ 6500K
- Different RAL Color Options	- Plug-in Connector
- Class-I Protection Class	- AC-DC Supply(MBS)

ASSEMBLY

Installation Type	Surface Mounted
Mounting Apparatus	Metal Console



Order Code	W	Lm	CCT	CRI	WxLxH (mm)	Kg
09394.44.40.288	240	28800	4000	Ra>70	490x600x100	13,6

