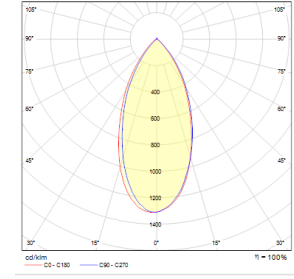
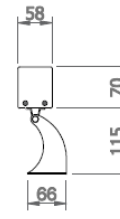
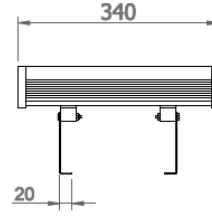


# Anemon-340

Outdoor Lighting - Facade Lighting



Order Code	W	Lm	CCT	CRI	WxLxH (mm)	Kg
05255.34.30.015	14	1540	3000	Ra>80	58x340x70	1,5

## TECHNICAL INFORMATION

<b>Housing</b>	Extruded Aluminum Profile
<b>Frame</b>	Matte Anodized Finish
<b>Glass</b>	Tempered Clear Glass
<b>Reflector</b>	Acrylic Optical Lens
<b>Paint</b>	Electrostatic Powder Paint

## OPTICAL SPECIFICATIONS

<b>Light Distribution</b>	Symmetrical
<b>Light Output Angle</b>	10°-25°-45°-120°
<b>UGR Value</b>	UGR ≤ 25
<b>CRI</b>	CRI ≥ 80
<b>Color Bin Value</b>	Mc Adams ≤ 3

## ELECTRICAL

<b>Power (W)</b>	14W
<b>Power Factor</b>	>0.95
<b>Light Source</b>	High Power LED
<b>Cabling</b>	Halogen-Free
<b>Input Voltage</b>	220-240V AC / 50-60 Hz
<b>LED Driver</b>	High Efficiency Constant Current Output
<b>Ambient Temperature</b>	-20°C / +50°C
<b>LED Lifetime L80B50</b>	>50.000 Hour

## OPTIONAL

- DALI	- 1-10V DIM
- Tunable White	- Emergency Lighting Unit
- 2700K ~ 6500K	- CRI > 90
- Different RAL Color Options	- Plug-in Connector
- Class-I Protection Class	- AC-DC Supply(MBS)

## ASSEMBLY

**Installation Type** Surface Mounted

