

Tie-T

Indoor Lighting - Surface Mounted Lighting



Colour Options



TECHNICAL INFORMATION

Housing	Metal Sheet
Diffuser	High Transmittance Opal Diffuser
Paint	Electrostatic Powder Paint

OPTICAL SPECIFICATIONS

Optics	Symmetrical
Light Output Angle	120°
UGR Value	UGR ≤ 22
CRI	CRI ≥ 80
Color Bin Value	Mc Adams ≤ 3

ELECTRICAL

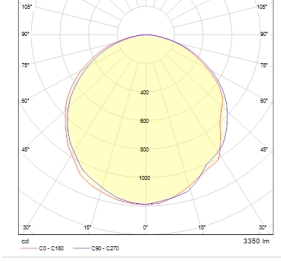
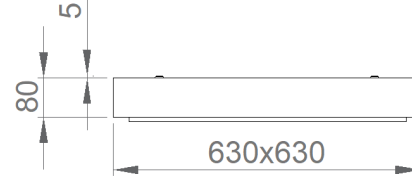
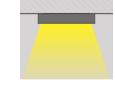
Power (W)	33W
Power Factor	>0.95
Light Source	SMD Mid Power LED
Cabling	Halogen-Free
Input Voltage	220-240V AC / 50-60 Hz
LED Driver	High Efficiency Constant Current Output
Ambient Temperature	-20°C / +50°C
LED Lifetime L80B50	>50.000 Hour

OPTIONAL

- DALI
- Tunable White
- CRI > 90
- Different RAL Color Options
- Class-II Protection Class
- AC-DC Supply(MBS)
- 1-10V DIM
- Emergency Lighting Unit
- 2700K ~ 6500K
- Plug-in Connector
- PIR Sensor

ASSEMBLY

Installation Type	Surface Mounted
Mounting Apparatus	Screw Dowel Set



Order Code	W	Lm	CCT	CRI	WxLxH (mm)	Kg
03128.66.30.032	33	3200	3000	Ra>80	630x630x80	4,1
03128.66.40.034	33	3350	4000	Ra>80	630x630x80	4,1

