


Corvus-G 380

Indoor Lighting - Recessed Lighting



Colour Options



Ral 9016



Ral 9006



Ral 9005

TECHNICAL INFORMATION

Housing	Extruded Aluminum Profile
Diffuser	High Transmittance Opal Diffuser
Paint	Electrostatic Powder Paint

OPTICAL SPECIFICATIONS

Optics	Symmetrical
Light Output Angle	120°
UGR Value	UGR ≤ 22
CRI	CRI ≥ 80
Color Bin Value	Mc Adams ≤ 3

ELECTRICAL

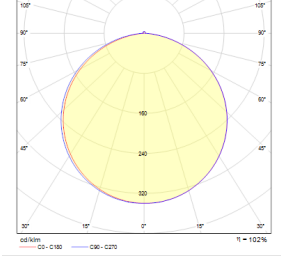
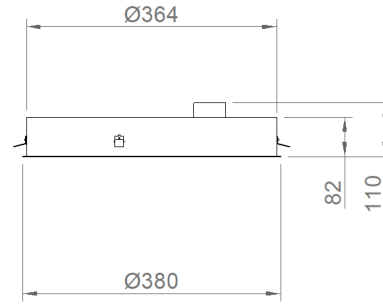
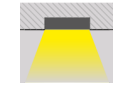
Power (W)	20W
Power Factor	>0.95
Light Source	SMD Mid Power LED
Cabbling	Halogen-Free
Input Voltage	220-240V AC / 50-60 Hz
LED Driver	High Efficiency Constant Current Output
Ambient Temperature	-20°C / +50°C
LED Lifetime L80B50	>50.000 Hour

OPTIONAL

- DALI	- 1-10V DIM
- Tunable White	- Emergency Lighting Unit
- CRI > 90	- 2700K ~ 6500K
- Different RAL Color Options	- Plug-in Connector
- Class-I Protection Class	- PIR Sensor
- AC-DC Supply(MBS)	

ASSEMBLY

Installation Type Under Plaster



Order Code	W	Lm	CCT	CRI	ØxH (mm)	Cut-out dimensions (mm)	Kg
02130.38.30.021	20	1920	3000	Ra>80	380x82	370	2,1
02130.38.40.022	20	2020	4000	Ra>80	380x82	370	2,1

