

# Flat-C 300

Indoor Lighting - Recessed Lighting



## Colour Options



## TECHNICAL INFORMATION

<b>Body &amp; Frame</b>	Metal Sheet
<b>Diffuser</b>	Opal with High Light Transmittance
<b>Paint</b>	Electrostatic Powder Paint

## OPTICAL SPECIFICATIONS

<b>Optics</b>	Symmetrical
<b>Light Output Angle</b>	110°
<b>UGR Value</b>	UGR ≤ 19
<b>CRI</b>	CRI ≥ 80
<b>Color Bin Value</b>	Mc Adams ≤ 3

## ELECTRICAL

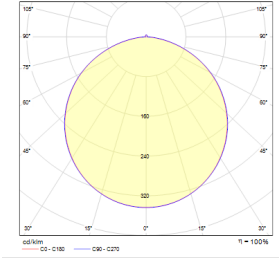
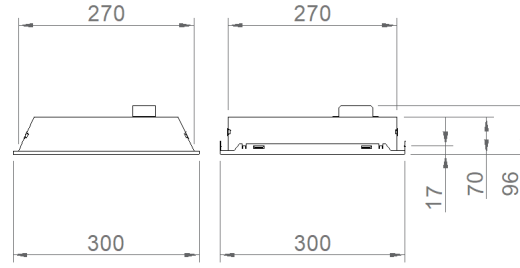
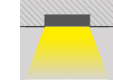
<b>Power (W)</b>	9-18W
<b>Power Factor</b>	>0.95
<b>Light Source</b>	SMD Mid Power LED
<b>Cabling</b>	Halogen-Free
<b>Input Voltage</b>	220-240V AC / 50-60 Hz
<b>LED Driver</b>	High Efficiency Constant Current Output
<b>Ambient Temperature</b>	-20°C / +50°C
<b>LED Lifetime L80B50</b>	>50.000 Hour

## OPTIONAL

- DALI	- 1-10V DIM
- Tunable White	- Emergency Lighting Unit
- CRI > 90	- 2700K ~ 6500K
- Different RAL Color Options	- Plug-in Energy Input Connector
- Class-II Protection Class	- PIR Sensor
- AC-DC Supply(MBS)	

## ASSEMBLY

**Installation Type** Clip-in Suspended Ceiling



Order Code	W	Lm	CCT	CRI	WxLxH (mm)	Kg
02110.33.30.017.C	18	1600	3000	Ra>80	300x300x96	1,5

