


# Flat-G 1230

Indoor Lighting - Recessed Lighting



## Colour Options



## TECHNICAL INFORMATION

<b>Housing</b>	Metal Sheet
<b>Diffuser</b>	Opal with High Light Transmittance
<b>Paint</b>	Electrostatic Powder Paint

## OPTICAL SPECIFICATIONS

<b>Optics</b>	Symmetrical
<b>Light Output Angle</b>	110°
<b>UGR Value</b>	UGR ≤ 22
<b>CRI</b>	CRI ≥ 80
<b>Color Bin Value</b>	Mc Adams ≤ 3

## ELECTRICAL

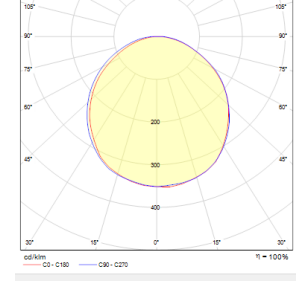
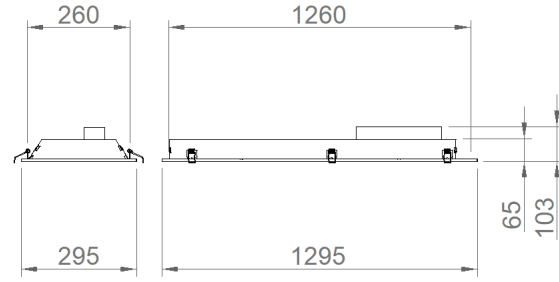
<b>Power (W)</b>	28W
<b>Power Factor</b>	>0.95
<b>Light Source</b>	SMD Mid Power LED
<b>Cabling</b>	Halogen-Free
<b>Input Voltage</b>	220-240V AC / 50-60 Hz
<b>LED Driver</b>	High Efficiency Constant Current Output
<b>Ambient Temperature</b>	-20°C / +50°C
<b>LED Lifetime L80B50</b>	>50.000 Hour

## OPTIONAL

- DALI	- 1-10V DIM
- Tunable White	- Emergency Lighting Unit
- CRI > 90	- 2700K ~ 6500K
- Different RAL Color Options	- Plug-in Energy Input Connector
- Class-II Protection Class	- PIR Sensor
- AC-DC Supply(MBS)	

## ASSEMBLY

<b>Installation Type</b>	Under Plaster
<b>Mounting Apparatus</b>	Steel Spring



Order Code	W	Lm	CCT	CRI	WxLxH (mm)	Ceiling Cutting (mm)	Kg
02110.31.30.032	28	3150	3000	Ra>80	295x1195x65	275x1175	3,5
02110.31.40.033	28	3250	4000	Ra>80	295x1195x65	275x1175	3,5
02110.31.30.041	33	3600	3000	Ra>80	295x1195x65	275x1175	3,5
02110.31.40.042	33	3900	4000	Ra>80	295x1195x65	275x1175	3,5

