


Jewel Mini

Indoor Lighting - Spot Lighting



Colour Options



Ral 9016



Ral 9006



Ral 9005

TECHNICAL INFORMATION

Housing	Extruded Aluminum Profile
Frame	Metal sheet
Reflector	Anti-Glare Optics
Paint	Electrostatic Powder Paint

OPTICAL SPECIFICATIONS

Optics	Symmetrical
Light Output Angle	45°
UGR Value	UGR ≤ 16
CRI	CRI ≥ 80
Color Bin Value	Mc Adams ≤ 3

ELECTRICAL

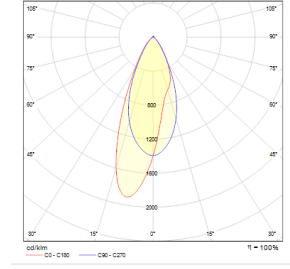
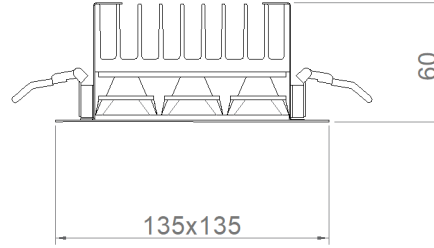
Power (W)	20W
Power Factor	>0.95
Light Source	SMD High Power LED
Cabling	Halojen-Free
Input Voltage	220-240V AC / 50-60 Hz
LED Driver	High Efficiency Constant Current Output
Ambient Temperature	-20°C / +50°C
LED Lifetime L80B50	>50.000 Hour

OPTIONAL

- DALI	- 1-10V DIM
- Emergency Lighting Unit	- CRI > 90
- 2700K ~ 6500K	- Different RAL Color Options
- Plug-in Energy Input Connector	- Class-I Protection Class
- AC-DC Supply(MBS)	

ASSEMBLY

Installation Type	Under Plaster
Mounting Apparatus	Steel Sheet



Order Code	W	Lm	Angle	CCT	CRI	WxLxH (mm)	Ceiling Cutting (mm)
05245.18.30.021	20	1740	45°	3000	Ra>80	135x135x60	120x120
05245.18.40.022	20	1830	45°	4000	Ra>80	135x135x60	120x120

