

Duet-R

Indoor Lighting - Spot Lighting



Colour Options



TECHNICAL INFORMATION

Housing	Aluminum Extrusion Profile
Side Cover	Aluminum Injection
Reflector	Anti-Glare Optical Reflector
Paint	Electrostatic Powder Paint

OPTICAL SPECIFICATIONS

Optics	Symmetrical
Light Output Angle	36°
UGR Value	UGR ≤ 16
CRI	CRI ≥ 80
Color Bin Value	Mc Adams ≤ 3

ELECTRICAL

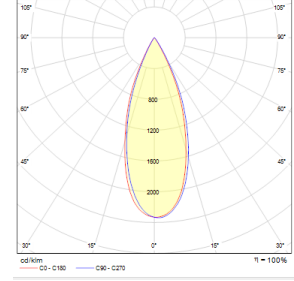
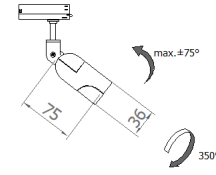
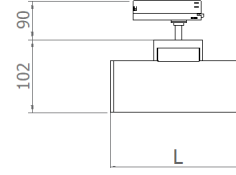
Power (W)	11-33W
Power Factor	>0.95
Light Source	High Power LED
Cabling	Halogen-Free
Input Voltage	220-240V AC / 50-60 Hz
LED Driver	High Efficiency Constant Current Output Rail Drive
Ambient Temperature	-20°C / +50°C
LED Lifetime L80B50	>50.000 Hour

OPTIONAL

- DALI	- 1-10V DIM
- CRI > 90	- 2700K ~ 6500K
- Different RAL Color Options	- AC-DC Supply(MBS)

ASSEMBLY

Installation Type Surface Mounted



Order Code	W	Lm	Angle	CCT	CRI	WxLxH (mm)	Kg
01189.37.40.012	11	1020	36°	4000	Ra>80	145x36x102	0,45

