

Vital

Indoor Lighting - Emergency Lighting and Directional Luminaire



Colour Options



Ral 9016

TECHNICAL INFORMATION

Housing	Polycarbonate and Hanger Tie
Frame	Foil Printed Acrylic Lens
Diffuser	Transparent Plexiglass
Paint	Electrostatic Powder Paint

OPTICAL SPECIFICATIONS

UGR Value	UGR ≤ 19
CRI	CRI ≥ 80

ELECTRICAL

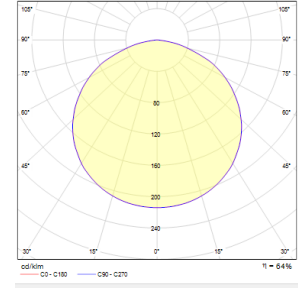
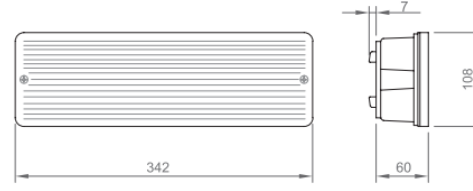

Power (W)	2.4W
Power Factor	>0.95
Light Source	SMD Mid Power LED
Input Voltage	220-240V AC / 50-60 Hz
LED Driver	High Efficiency Constant Current Output Rail
Ambient Temperature	0°C / +40°C
LED Lifetime L80B50	>50.000 Hour

OPTIONAL

- DALI	- 1-10V DIM
- Tunable White	- Emergency Lighting Unit
- CRI > 90	- 2700K ~ 6500K
- Different RAL Color Options	- Plug-in Connector
- Class-II Protection Class	- PIR Sensor
- AC-DC Supply(MBS)	

ASSEMBLY

Installation Type	Surface Mounted
Mounting Apparatus	Metal Bracket



Order Code	W	Lm	Battery	How to use	WxLxH (mm)	Kg
82010.011.000	3	350	3H	Kesintide	60x108x342	0,65
82010.010.000	1	115	3H	Sürekli	60x108x342	0,65

