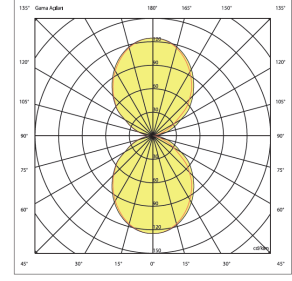
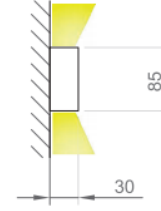




# Comet

Indoor Lighting - Appliques



Order Code	W	Lm	CCT	CRI	WxLxH (mm)	Kg
06600.60.30.017	20	1700	3000	Ra>80	30x605x85	0,8
06600.60.40.018	20	1800	4000	Ra>80	30x605x85	0,8

## TECHNICAL INFORMATION

<b>Housing</b>	Aluminum extrusion profile
<b>LED Lifetime</b>	50.000 hours
<b>L80B50</b>	
<b>Mounting System</b>	Surface

## OPTICAL SPECIFICATIONS

<b>Light Distribution</b>	Direct - Indirect
<b>Light Output Angle</b>	120°
<b>UGR Value</b>	80
<b>Color Bin Value</b>	Mc Adams < 3
<b>Color Temperature (CCT)</b>	3000K/4000K

## ELECTRICAL

<b>Power (W)</b>	20W
<b>Power Factor</b>	>95
<b>Light Source</b>	SMD Mid Power LED
<b>Cabling</b>	Halogen-Free
<b>Input Voltage</b>	220-240V / 50-60 Hz

## OPTIONAL

## ASSEMBLY

**Installation Type** Surface Mounted

