

Style-P 1209

Indoor Lighting - Pendant Lighting



Colour Options



TECHNICAL INFORMATION

Housing	Extruded Aluminum Profile
Diffuser	Highly Transmissive Opal Diffuser
Paint	Electrostatic Powder Paint
Dimensions(mm)	90(W) x 82(H)

OPTICAL SPECIFICATIONS

Optics	Symmetrical
Light Output Angle	120°
UGR Value	UGR ≤ 22
CRI	CRI ≥ 80
Color Bin Value	Mc Adams ≤ 3

ELECTRICAL

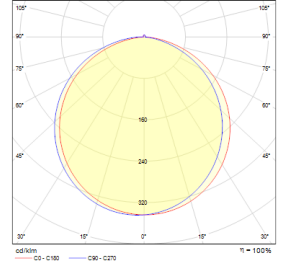
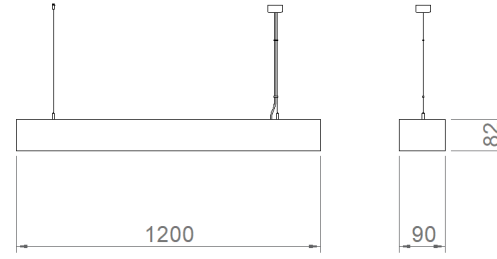
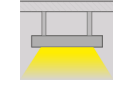
Power (W)	41W
Power Factor	>0.95
Light Source	SMD Mid Power LED
Cabling	Halogen-Free
Input Voltage	220-240V AC / 50-60 Hz
LED Driver	High Efficiency Constant Current Output
Ambient Temperature	-20°C / +50°C
LED Lifetime L80B50	>50.000 Hour

OPTIONAL

- DALI	- 1-10V DIM
- Tunable White	- Emergency Lighting Unit
- CRI > 90	- 2700K ~ 6500K
- Different RAL Color Options	- Plug-in Energy Input Connector
- Class-II Protection Class	- AC-DC Supply(MBS)

ASSEMBLY

Installation Type	Pendant
Mounting Apparatus	Height Adjustable Steel Wire



Order Code	W	Lm	CCT	CRI	L (mm)	Kg
03137.91.40.020	21	2000	4000	Ra>80	1200	3,2

