


Even-G 600

Indoor Lighting - Sterile Environment Lighting



TECHNICAL INFORMATION

Housing	Metal Sheet
Diffuser	Opal Diffuser
Paint	Electrostatic Powder Paint

OPTICAL SPECIFICATIONS

Optics	Symmetrical
Light Output Angle	120°
UGR Value	UGR ≤ 22
CRI	CRI ≥ 80
Color Bin Value	Mc Adams ≤ 3

ELECTRICAL

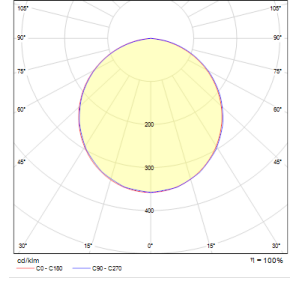
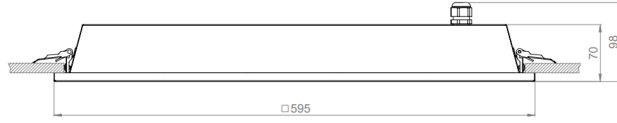
Power (W)	28-33W
Power Factor	>0.95
Light Source	SMD Mid Power LED
Cabling	Halogen-Free
Input Voltage	220-240V AC / 50-60 Hz
LED Driver	High Efficiency Constant Current Output
Ambient Temperature	0°C / +40°C
LED Lifetime L80B50	>50.000 Hour

OPTIONAL

- DALI	- 1-10V DIM
- Tunable White	- Emergency Lighting Unit
- CRI > 90	- 2700K ~ 6500K
- Different RAL Color Options	- Plug-in Connector
- Class-II Protection Class	- PIR Sensor
- AC-DC Supply(MBS)	

ASSEMBLY

Installation Type	Under Plaster
Mounting Apparatus	Metal Bracket



Order Code	W	Lm	CCT	CRI	WxLxH (mm)	Ceiling Cutting (mm)	Kg
02142.66.30.033	28	3250	3000	Ra>80	595x595x70	580x580	4,5
02142.66.40.034	28	3350	4000	Ra>80	595x595x70	580x580	4,5
02142.66.30.036	33	3600	3000	Ra>80	595x595x70	580x580	4,5
02142.66.40.037	33	3700	4000	Ra>80	595x595x70	580x580	4,5
02142.66.30.040	35	4000	3000	Ra>80	595x595x70	580x580	4,5
02142.66.40.040	35	4100	4000	Ra>80	595x595x70	580x580	4,5

