


Round

Indoor Lighting - Recessed Lighting



Colour Options



TECHNICAL INFORMATION

Body & Frame Metal Sheet
Diffuser Opal with High Light Transmittance
Paint Electrostatic Powder Paint

OPTICAL SPECIFICATIONS

Optics Symmetrical
Light Output Angle 110°
UGR Value UGR ≤ 22
CRI CRI ≥ 80
Color Bin Value Mc Adams ≤ 3

ELECTRICAL

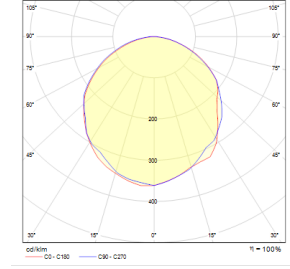

Power (W) 28W
Power Factor >0.95
Light Source SMD Mid Power LED
Cabling Halogen-Free
Input Voltage 220-240V AC / 50-60 Hz
LED Driver High Efficiency Constant Current Output
Ambient Temperature -20°C / +50°C
LED Lifetime L80B50 >50.000 Hour

OPTIONAL

- DALI
- Tunable White
- CRI > 90
- Different RAL Color Options
- Class-II Protection Class
- AC-DC Supply(MBS)
- 1-10V DIM
- Emergency Lighting Unit
- 2700K ~ 6500K
- Plug-in Energy Input Connector
- PIR Sensor

ASSEMBLY

Installation Type Under Plaster
Mounting Apparatus Steel Spring



Order Code	W	Lm	CCT	CRI	WxLxH (mm)	Ceiling Cutting (mm)	Kg
02171.66.40.031	28	3100	4000	Ra>80	595x595x65	575x575	3,0

