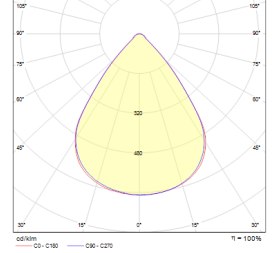
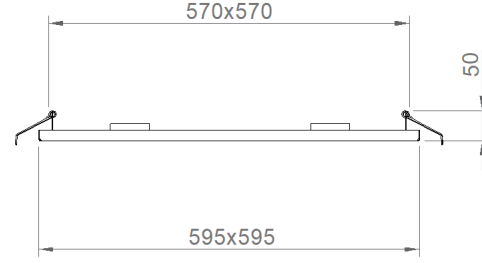
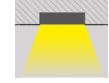


Darkline

Indoor Lighting - Recessed Lighting



Colour Options



| Order Code | W | Lm | Angle | CCT | CRI | WxLxH (mm) | Cut-out dimensions (mm) |
|-----------------|----|------|-------|------|-------|------------|-------------------------|
| 02173.66.30.029 | 27 | 2950 | 80° | 3000 | Ra>80 | 595x595x25 | 575x575 |
| 02173.66.40.030 | 27 | 3080 | 80° | 4000 | Ra>80 | 595x595x25 | 575x575 |

TECHNICAL INFORMATION

| | |
|-------------------------|----------------------------------|
| Body & Frame | Metal Sheet |
| Profile Body | Aluminum Extrusion Profile |
| Diffuser | High Transmittance Opal Diffuser |
| Reflector | Multiple Matte Black |
| Paint | Electrostatic Powder Paint |

OPTICAL SPECIFICATIONS

| | |
|---------------------------|--------------|
| Optics | Symmetrical |
| Light Output Angle | 48° |
| UGR Value | UGR ≤ 16 |
| CRI | CRI ≥ 80 |
| Color Bin Value | Mc Adams ≤ 3 |

ELECTRICAL

| | |
|----------------------------|---|
| Power (W) | 33W |
| Power Factor | >0.95 |
| Light Source | SMD Mid Power LED |
| Cabling | Halogen-Free |
| Input Voltage | 220-240V AC / 50-60 Hz |
| LED Driver | High Efficiency Constant Current Output |
| Ambient Temperature | -20°C / +50°C |
| LED Lifetime L80B50 | >50.000 Hour |

OPTIONAL

| | |
|-------------------------------|---------------------------|
| - DALI | - 1-10V DIM |
| - Tunable White | - Emergency Lighting Unit |
| - CRI > 90 | - 2700K ~ 6500K |
| - Different RAL Color Options | - Plug-in Connector |
| - Class-I Protection Class | - PIR Sensor |
| - AC-DC Supply(MBS) | |

ASSEMBLY

Installation Type Under Plaster

