

Comfort-GS

Indoor Lighting - Recessed Lighting



Colour Options



TECHNICAL INFORMATION

Body & Frame	Metal Sheet
Diffuser	High Efficiency Constant Current Output
Paint	Electrostatic Powder Paint

OPTICAL SPECIFICATIONS

Optics	Indirect
Light Output Angle	130°
UGR Value	UGR ≤ 19
CRI	CRI ≥ 80
Color Bin Value	Mc Adams ≤ 3

ELECTRICAL

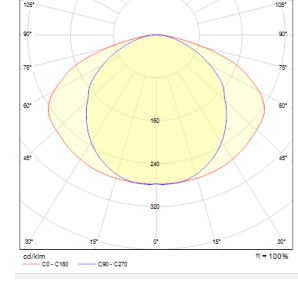
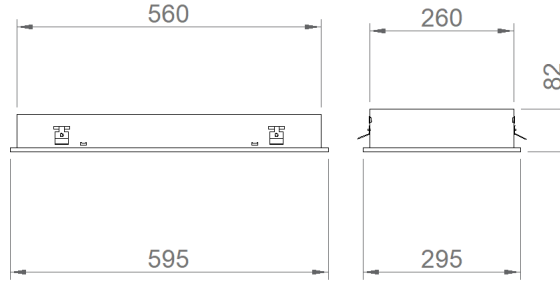

Power (W)	29-37W
Power Factor	>0.95
Light Source	SMD Mid Power LED
Cabling	Halojen-Free
Input Voltage	220-240V AC / 50-60 Hz
LED Driver	High Efficiency Constant Current Output
Ambient Temperature	-20°C / +50°C
LED Lifetime L80B50	>50.000 Hour

OPTIONAL

- DALI	- 1-10V DIM
- Tunable White	- Emergency Lighting Unit
- CRI > 90	- 2700K ~ 6500K
- Different RAL Color Options	- Plug-in Energy Input Connector
- Class-II Protection Class	- AC-DC Supply(MBS)

ASSEMBLY

Installation Type	Under Plaster
Mounting Apparatus	Metal Bracket



Order Code	W	Lm	CCT	CRI	WxLxH (mm)	Ceiling Cutting (mm)
02145.36.30.019	33	1800	3000	Ra>80	295x595x82	275x575
02145.36.40.019	33	1900	4000	Ra>80	295x595x82	275x575

