

# Pieced-G

Indoor Lighting - Recessed Lighting



Colour Options



## TECHNICAL INFORMATION

**Body & Frame** Metal Sheet  
**Diffuser** Opal with High Light Transmittance  
**Paint** Electrostatic Powder Paint

## OPTICAL SPECIFICATIONS

**Optics** Direct-Indirect  
**Light Output Angle** 110°  
**UGR Value** UGR ≤ 22  
**CRI** CRI ≥ 80  
**Color Bin Value** Mc Adams ≤ 3

## ELECTRICAL

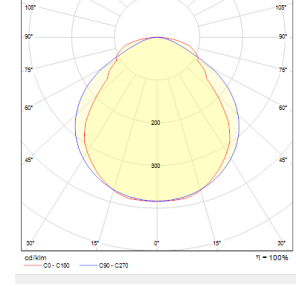
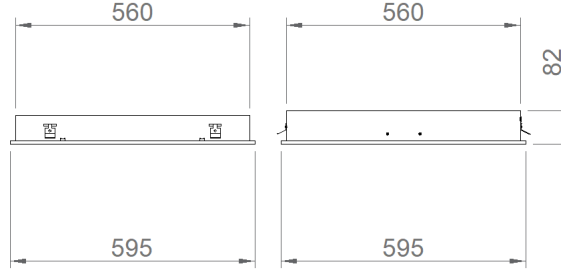
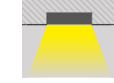
**Power (W)** 32-60W  
**Power Factor** >0.95  
**Light Source** SMD Mid Power LED  
**Cabling** Halogen-Free  
**Input Voltage** 220-240V AC / 50-60 Hz  
**LED Driver** High Efficiency Constant Current Output  
**Ambient Temperature** -20°C / +50°C  
**LED Lifetime L80B50** >50.000 Hour

## OPTIONAL

- DALI
- Tunable White
- CRI > 90
- Different RAL Color Options
- Class-II Protection Class
- AC-DC Supply(MBS)
- 1-10V DIM
- Emergency Lighting Unit
- 2700K ~ 6500K
- Plug-in Energy Input Connector
- PIR Sensor

## ASSEMBLY

**Installation Type** Under Plaster  
**Mounting Apparatus** Metal Bracket



Order Code	W	Lm	CCT	CRI	WxLxH (mm)	Ceiling Cutting (mm)	Kg
02117.66.30.024	32	2400	3000	Ra>80	595x595x82	575x575	5.0

