

Section

Indoor Lighting - Recessed Lighting



Colour Options



TECHNICAL INFORMATION

Housing Metal Sheet
Diffuser High Transmittance Opal Diffuser
Paint Electrostatic Powder Paint

OPTICAL SPECIFICATIONS

Optics Indirect
Light Output Angle 110°
UGR Value UGR ≤ 19
CRI CRI ≥ 80
Color Bin Value Mc Adams ≤ 3

ELECTRICAL

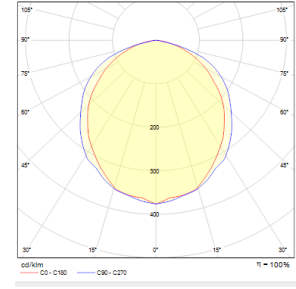
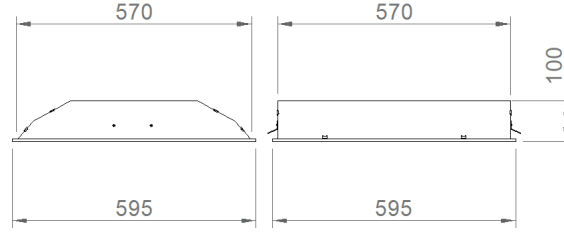
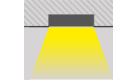
Power (W) 40W
Power Factor >0.95
Light Source SMD Mid Power LED
Cabling Halogen-Free
Input Voltage 220-240V AC / 50-60 Hz
LED Driver High Efficiency Constant Current Output
Ambient Temperature -20°C / +50°C
LED Lifetime L80B50 >50.000 Hour

OPTIONAL

- DALI
- Tunable White
- CRI > 90
- Different RAL Color Options
- Class-I Protection Class
- AC-DC Supply(MBS)
- 1-10V DIM
- Emergency Lighting Unit
- 2700K ~ 6500K
- Plug-in Connector
- PIR Sensor

ASSEMBLY

Installation Type Under Plaster



Order Code	W	Lm	CCT	CRI	WxLxH (mm)	Kg
02113.66.40.029	40	2570	4000	Ra>80	595x595x100	4,5

