

Section

Indoor Lighting - Recessed Lighting



Colour Options



TECHNICAL INFORMATION

Housing	Metal Sheet
Diffuser	High Transmittance Opal Diffuser
Paint	Electrostatic Powder Paint

OPTICAL SPECIFICATIONS

Optics	Indirect
Light Output Angle	110°
UGR Value	UGR ≤ 19
CRI	CRI ≥ 80
Color Bin Value	Mc Adams ≤ 3

ELECTRICAL

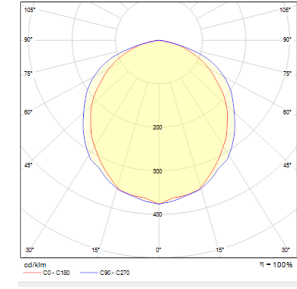
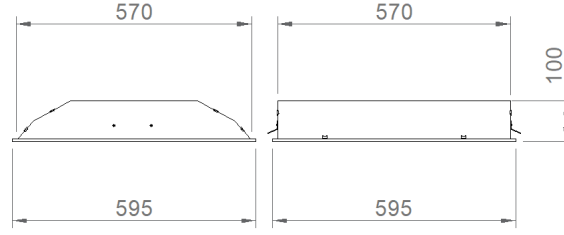
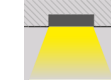
Power (W)	40W
Power Factor	>0.95
Light Source	SMD Mid Power LED
Cabling	Halogen-Free
Input Voltage	220-240V AC / 50-60 Hz
LED Driver	High Efficiency Constant Current Output
Ambient Temperature	-20°C / +50°C
LED Lifetime L80B50	>50.000 Hour

OPTIONAL

- DALI	- 1-10V DIM
- Tunable White	- Emergency Lighting Unit
- CRI > 90	- 2700K ~ 6500K
- Different RAL Color Options	- Plug-in Connector
- Class-I Protection Class	- PIR Sensor
- AC-DC Supply(MBS)	

ASSEMBLY

Installation Type Under Plaster



Order Code	W	Lm	CCT	CRI	WxLxH (mm)	Kg
02113.66.30.028	40	2430	3000	Ra>80	595x595x100	4,5
02113.66.40.029	40	2570	4000	Ra>80	595x595x100	4,5

