

Sumba

Indoor Lighting - Industrial Lighting



TECHNICAL INFORMATION

| | |
|-----------------------|----------------------------|
| Housing | Aluminum Extrusion Profile |
| Side Cover | PC Injection |
| Diffuser | Opal Diffuser |
| Paint | Anodized Coating |
| Dimensions(mm) | 65(W) x 87(H) |

OPTICAL SPECIFICATIONS

| | |
|---------------------------|--------------|
| Light Distribution | Symmetrical |
| Light Output Angle | 130° |
| UGR Value | UGR ≤ 22 |
| CRI | CRI ≥ 80 |
| Color Bin Value | Mc Adams ≤ 3 |

ELECTRICAL

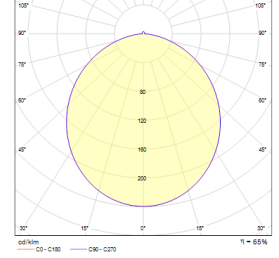
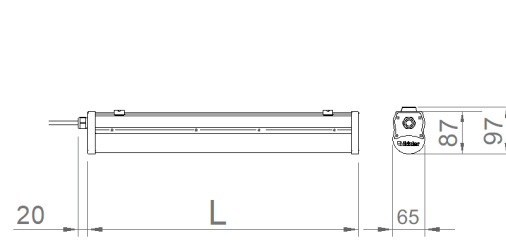
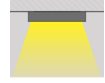
| | |
|----------------------------|---|
| Power (W) | 19-48W |
| Power Factor | >0.95 |
| Light Source | SMD Mid Power LED |
| Cabbling | Halogen-Free |
| Input Voltage | 220-240V AC / 50-60 Hz |
| LED Driver | High Efficiency Constant Current Output |
| Ambient Temperature | -20°C / +50°C |
| LED Lifetime L80B50 | >50.000 Hour |

OPTIONAL

| | |
|-------------------------------|---------------------------|
| - DALI | - 1-10V DIM |
| - Tunable White | - Emergency Lighting Unit |
| - CRI > 90 | - 2700K ~ 6500K |
| - Different RAL Color Options | - Plug-in Connector |
| - Class-II Protection Class | - PIR Sensor |
| - AC-DC Supply(MBS) | |

ASSEMBLY

| | |
|---------------------------|--------------------------|
| Installation Type | Surface Mounted, Pendant |
| Mounting Apparatus | Metal Bracket |



| Order Code | W | Lm | CCT | CRI | WxLxH (mm) | Kg |
|-----------------|----|------|------|-------|------------|-----|
| 07102.09.30.042 | 42 | 4740 | 3000 | Ra>80 | 65x880x87 | 2,0 |

