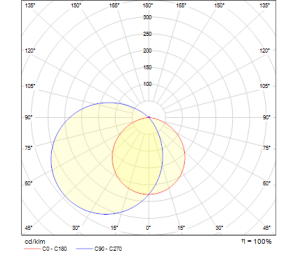
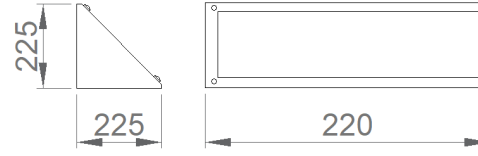
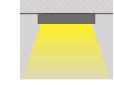


# Edge

Indoor Lighting - Appliques



## TECHNICAL INFORMATION

**Housing** Electrostatic Powder Coated DKP Sheet  
**Optics** Opal Diffuser with High Light Transmittance  
**Paint** Electrostatic Powder Paint

## OPTICAL SPECIFICATIONS

**Light Distribution** Symmetrical  
**Light Output Angle** 115°  
**UGR Value** UGR ≤ 19  
**CRI** CRI ≥ 80  
**Color Bin Value** Mc Adams ≤ 3

## ELECTRICAL

**Power (W)** 20-60W  
**Power Factor** >0.95  
**Light Source** SMD Mid Power LED  
**Cabling** Halogen-Free  
**Input Voltage** 220-240V AC / 50-60 Hz  
**LED Driver** High Efficiency Constant Current Output  
**Ambient Temperature** -20°C / +50°C  
**LED Lifetime L80B50** >50.000 Hour

## OPTIONAL

DALI  
Emergency Lighting Unit  
CRI > 90  
2700K ~ 6500K  
PIR Sensor

## ASSEMBLY

**Installation Type** Surface Mounted

Order Code	W	Lm	CCT	CRI	WxLxH (mm)
06159.22.40.050	60	6380	4000	Ra>80	225x850x225

