

Edge

Indoor Lighting - Appliques



TECHNICAL INFORMATION

Housing Electrostatic Powder Coated DKP Sheet
Optics Opal Diffuser with High Light Transmittance
Paint Electrostatic Powder Paint

OPTICAL SPECIFICATIONS

Light Distribution Symmetrical
Light Output Angle 115°
UGR Value UGR ≤ 19
CRI CRI ≥ 80
Color Bin Value Mc Adams ≤ 3

ELECTRICAL

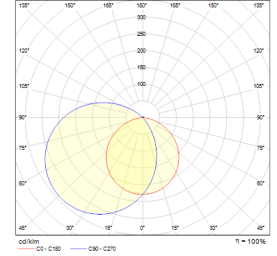
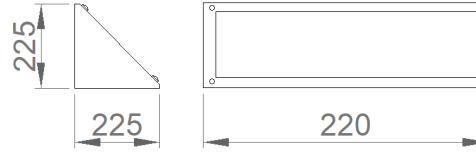
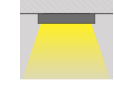
Power (W) 20-60W
Power Factor >0.95
Light Source SMD Mid Power LED
Cabling Halogen-Free
Input Voltage 220-240V AC / 50-60 Hz
LED Driver High Efficiency Constant Current Output
Ambient Temperature -20°C / +50°C
LED Lifetime L80B50 >50.000 Hour

OPTIONAL

DALI
Emergency Lighting Unit
CRI > 90
2700K ~ 6500K
PIR Sensor

ASSEMBLY

Installation Type Surface Mounted



Order Code	W	Lm	CCT	CRI	WxLxH (mm)
06159.22.30.017	20	1700	3000	Ra>80	225x200x225

