

# Dome-G

Indoor Lighting - Recessed Lighting



Colour Options



## TECHNICAL INFORMATION

**Body & Frame** Metal Sheet  
**Diffuser** High Transmittance Opal Diffuser  
**Paint** Electrostatic Powder Paint

## OPTICAL SPECIFICATIONS

**Optics** Direct-Indirect  
**Light Output Angle** 120°  
**UGR Value** UGR ≤ 19  
**CRI** CRI ≥ 80  
**Color Bin Value** Mc Adams ≤ 3

## ELECTRICAL

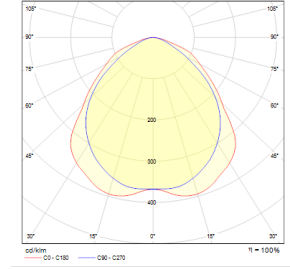
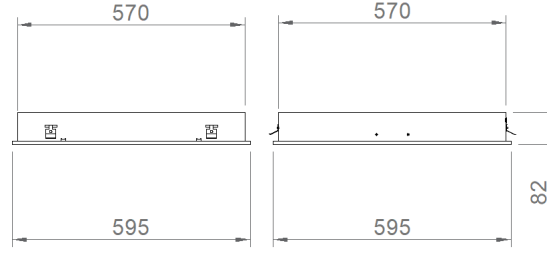
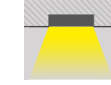
**Power (W)** 29-60W  
**Power Factor** >0.95  
**Light Source** SMD Mid Power LED  
**Cabling** Halogen-Free  
**Input Voltage** 220-240V AC / 50-60 Hz  
**LED Driver** High Efficiency Constant Current Output  
**Ambient Temperature** -20°C / +50°C  
**LED Lifetime L80B50** >50.000 Hour

## OPTIONAL

- DALI  
- Tunable White  
- CRI > 90  
- Different RAL Color Options  
- Class-I Protection Class  
- AC-DC Supply(MBS)  
- 1-10V DIM  
- Emergency Lighting Unit  
- 2700K ~ 6500K  
- Plug-in Connector  
- PIR Sensor

## ASSEMBLY

**Installation Type** Under Plaster



Order Code	W	Lm	CCT	CRI	WxLxH (mm)	Ceiling Cutting (mm)	Kg
02115.66.40.042	41	2890	4000	Ra>80	595x595x80	575x575	4,7

