

Fullmoon

Indoor Lighting - Recessed Lighting



Colour Options



TECHNICAL INFORMATION

Body & Frame	Metal Sac
Diffuser	Opal with High Light Transmittance
Paint	Electrostatic Powder Coating

OPTICAL SPECIFICATIONS

Optics	Symmetrical
Light Output Angle	110°
UGR Value	UGR ≤ 22
CRI	CRI ≥ 80
Color Bin Value	Mc Adams ≤ 3

ELECTRICAL

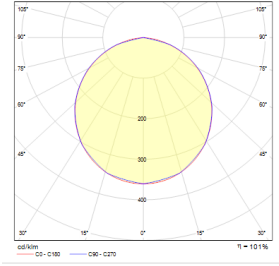


Power (W)	28W
Power Factor	>0.95
Light Source	SMD Mid Power LED
Cabling	Halogen-Free
Input Voltage	220-240V AC / 50-60 Hz
LED Driver	High Efficiency Constant Current Output
Ambient Temperature	-20°C / +50°C
LED Lifetime L80B50	>50.000 Hour

OPTIONAL

- DALI	- 1-10V DIM
- Tunable White	- Emergency Lighting Unit
- CRI > 90	- 2700K ~ 6500K
- Different RAL Color Options	- Plug-in Energy Input Connector
- Class-II Protection Class	- PIR Sensor
- AC-DC Supply(MBS)	

ASSEMBLY

Installation Type	Under Plaster
Mounting Apparatus	Steel Spring



Order Code	W	Lm	CCT	CRI	WxLxH (mm)	Ceiling Cutting (mm)	Kg
02161.66.30.027	28	2330	3000	3000	595x595x65	575x575	3,1
02161.66.40.028	28	2450	4000	4000	595x595x65	575x575	3,1

