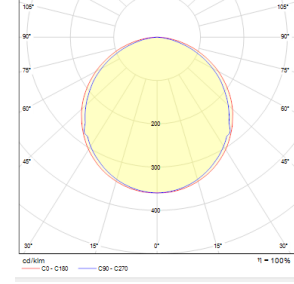

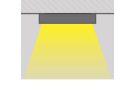
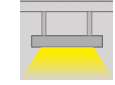


Corvus-T 1200

Indoor Lighting - Surface Mounted Lighting



Colour Options



Order Code	W	Lm	CCT	CRI	ØxH (mm)	Kg
03170.12.40.097	96	9120	4000	Ra>80	1200x100	7,4

TECHNICAL INFORMATION

Housing	Extruded Aluminum Profile
Diffuser	High Transmittance Opal Diffuser
Paint	Electrostatic Powder Paint

OPTICAL SPECIFICATIONS

Optics	Symmetrical
Light Output Angle	120°
UGR Value	UGR ≤ 22
CRI	CRI ≥ 80
Color Bin Value	Mc Adams ≤ 3

ELECTRICAL

Power (W)	96W
Power Factor	>0.95
Light Source	SMD Mid Power LED
Cabbling	Halogen-Free
Input Voltage	220-240V AC / 50-60 Hz
LED Driver	High Efficiency Constant Current Output
Ambient Temperature	-20°C / +50°C
LED Lifetime L80B50	>50.000 Hour

OPTIONAL

- DALI	- 1-10V DIM
- Tunable White	- Emergency Lighting Unit
- CRI > 90	- 2700K ~ 6500K
- Different RAL Color Options	- Plug-in Connector
- Class-II Protection Class	- PIR Sensor
- AC-DC Supply(MBS)	

ASSEMBLY

Installation Type	Surface Mounted, Pendant
Mounting Apparatus	Screw Dowel Set

